

13 100m Freestyle Women Final

Official

☰ Qualified 1/2 ☰ Heats 📄 Summary 📄

1 Final 13 years

heat Started at: 06:08 PM (+ 8 min) Official

Lane	Competitor	Age	Club	RT	PTS	Rank	Result
0	Mila Kennedy	13	Papa...	0.68		8	1:04.82 Entry: 1:05.13 -0.31 50m: 30.65 100m: 1:04.82 (34.17)
1	Catherine Tegmann	13	Puke...	0.79		6	1:04.44 Entry: 1:04.55 -0.11 50m: 30.62 100m: 1:04.44 (33.82)
2	Marli Coverdale	13	Club ...	0.67		2	1:02.16 Entry: 1:03.60 -1.44 50m: 29.29 100m: 1:02.16 (32.87)
3	Camille Zhou	13	Porir...	0.62		5	1:03.23 Entry: 1:02.87 +0.36 50m: 29.53 100m: 1:03.23 (33.70)
4	Annalise Miller	13	Nept...	0.72		1	1:01.89 Entry: 1:02.42 -0.53 50m: 29.69 100m: 1:01.89 (32.20)
5	Sophia McClintock	13	Wan...	0.71		3	1:02.19 Entry: 1:02.53 -0.34 50m: 29.57 100m: 1:02.19 (32.62)
6	Lola Stewart	13	Enter...	0.59		4	1:02.77 Entry: 1:02.99 -0.22 50m: 29.37 100m: 1:02.77 (33.40)
7	Ayla Church	13	Puke...	0.65		7	1:04.74 Entry: 1:04.46 +0.28 50m: 30.81 100m: 1:04.74 (33.93)
8	Alexandria Curtis	13	Wav...	0.81		9	1:05.14 Entry: 1:04.87 +0.27 50m: 30.73 100m: 1:05.14 (34.41)
9	Elieta Tukia	13	St P...	0.84		10	1:05.28 Entry: 1:05.24 +0.04 50m: 31.27 100m: 1:05.28 (34.01)

2 Final 14 years

heat Started at: 06:12 PM (+ 8 min) Official

Lane	Competitor	Age	Club	RT	PTS	Rank	Result
0	Stella Harper	14	Wan...	0.79		9	1:02.30 Entry: 1:02.52 -0.22 50m: 29.76 100m: 1:02.30 (32.54)
1	Alyssa Bai	14	Porir...	0.69		8	1:02.07 Entry: 1:02.05 +0.02 50m: 29.60 100m: 1:02.07 (32.47)
2	Alanna Rawson	14	St P...	0.73		6	1:00.41 Entry: 1:01.21 -0.80 50m: 29.60 100m: 1:00.41 (32.47)

	50m: 29.25	100m: 1:00.41 (31.16)					
3	Jade Lyles	14	Phoe...	0.69	5	1:00.32 Entry: 1:00.73 -0.41	
	50m: 29.36	100m: 1:00.32 (30.96)					
4	Mila Tongalea	14	Unite...	0.61	1	59.16 Entry: 59.49 -0.33	
	50m: 28.33	100m: 59.16 (30.83)					
5	Octavia Mahoney	14	Unite...	0.59	3	59.62 Entry: 59.50 +0.12	
	50m: 28.55	100m: 59.62 (31.07)					
6	Tandia Fisher	14	Whar...	0.72	2	59.49 Entry: 1:00.84 -1.35	
	50m: 28.73	100m: 59.49 (30.76)					
7	Sophie Peters	14	Hamil...	0.73	4	59.91 Entry: 1:01.33 -1.42	
	50m: 29.06	100m: 59.91 (30.85)					
8	Rachel Pui	14	Wha...	0.74	10	1:03.13 Entry: 1:02.51 +0.62	
	50m: 30.14	100m: 1:03.13 (32.99)					
9	Leiana Moh Paan (V)	14	Dum...	0.74	7	1:02.00 Entry: 1:02.57 -0.57	
	50m: 29.70	100m: 1:02.00 (32.30)					

3 heat		Final 15 years		Started at: 06:15 PM (+ 8 min)		Official	
Lane	Competitor	Age	Club	RT	PTS	Rank	Result
0	Camryn Guthrie	15	Liz v...	0.78		5	1:01.34 Entry: 1:02.75 -1.41
	50m: 29.32	100m: 1:01.34 (32.02)					
1	Scarlett Botes	15	Napi...	0.75		6	1:01.71 Entry: 1:02.36 -0.65
	50m: 29.36	100m: 1:01.71 (32.35)					
2	Bianca Chan	15	Rosk...	0.66		7	1:01.75 Entry: 1:01.51 +0.24
	50m: 29.22	100m: 1:01.75 (32.53)					
3	Luisa Palmer	15	Wan...	0.69		3	59.63 Entry: 1:00.78 -1.15
	50m: 28.86	100m: 59.63 (30.77)					
4	Kiri Yamagami	15	Club ...	0.70		1	58.53 Entry: 59.37 -0.84
	50m: 28.07	100m: 58.53 (30.46)					
5	Madeleine Wilson	15	Swi...	0.72		2	59.04 Entry: 1:00.42 -1.38
	50m: 28.02	100m: 59.04 (31.02)					
6	Isabella McEntyre	15	Taieri...	0.75		4	1:00.39 Entry: 1:01.12 -0.73
	50m: 28.88	100m: 1:00.39 (31.51)					
7	Lily Smith	15	Kiwi ...	0.73		9	1:01.88 Entry: 1:02.21 -0.33
	50m: 29.57	100m: 1:01.88 (32.31)					
8	Jessica Richardson	15	Hamil...	0.67		10	1:02.03 Entry: 1:02.62 -0.59

50m: 29.51

100m: 1:02.03 (32.52)

9

 Macey Yeo15  Nels... 0.66

8

1:01.76

Entry: 1:02.92 -1.16





















50m: 29.81

100m: 1:01.76 (31.95)

4
heat**Final 16 years**

Started at: 06:19 PM (+ 9 min)

Official

Lane	Competitor	Age	Club	RT	PTS	Rank	Result
0	 Heidi Winter	16	 Alex...	0.71		10	1:02.26 Entry: 1:01.62 +0.64
	50m: 29.74		100m: 1:02.26 (32.52)				
1	 Lola Nicholls	16	 Here...	0.66		7	1:00.96 Entry: 1:01.18 -0.22
	50m: 29.05		100m: 1:00.96 (31.91)				
2	 Genaya Baker	16	 Swi...	0.71		8	1:00.97 Entry: 1:01.05 -0.08
	50m: 29.48		100m: 1:00.97 (31.49)				
3	 Indiana Riley	16	 Hamil...	0.74		6	1:00.75 Entry: 1:00.92 -0.17
	50m: 29.48		100m: 1:00.75 (31.27)				
4	 Millie Bell	16	 Nort...	0.71		1	58.84 Entry: 59.90 -1.06
	50m: 28.18		100m: 58.84 (30.66)				
5	 Kayla Knight	16	 Unite...	0.72		2	59.30 Entry: 1:00.84 -1.54
	50m: 28.58		100m: 59.30 (30.72)				
6	 Meila Gwiazdzinski	16	 Stratf...	0.67		5	1:00.39 Entry: 1:01.02 -0.63
	50m: 28.62		100m: 1:00.39 (31.77)				
7	 Macy Hains	16	 Club ...	0.76		4	1:00.27 Entry: 1:01.15 -0.88
	50m: 28.82		100m: 1:00.27 (31.45)				
8	 Charlotte Aburn	16	 Nept...	0.69		3	59.79 Entry: 1:01.34 -1.55
	50m: 28.90		100m: 59.79 (30.89)				
9	 Sophie Martin	16	 Swi...	0.73		9	1:01.34 Entry: 1:01.63 -0.29
	50m: 29.19		100m: 1:01.34 (32.15)				